










**Table 29. Continuable attention error secondary codes (continued)**

Control-panel light pattern	Continuable attention error secondary message	Status log code	Recommended action
	EIO port error		<ul style="list-style-type: none"> <li>Turn the printer off and reseal the EIO accessory. Turn the printer on.</li> <li>Replace the formatter.</li> </ul>
	DIMM slot 1 incompatible error		<ul style="list-style-type: none"> <li>Turn the printer off. Reseat DIMM 1. Turn the printer on.</li> <li>If the problem persists, replace DIMM 1.</li> <li>Replace the formatter.</li> </ul>
	DIMM slot 2 incompatible error		<ul style="list-style-type: none"> <li>Turn the printer off. Reseat DIMM 2. Turn the printer on.</li> <li>If the problem persists, replace DIMM 2.</li> <li>Replace the formatter.</li> </ul>

**Table 30. Fatal error codes**

Control-panel light pattern	Fatal error message	Status log code	Recommended action
	The printer has experienced an error and cannot recover. All the lights are on.		<ul style="list-style-type: none"> <li>View the fatal error secondary codes.</li> <li>To clear the error, turn the printer off, and then turn it on. If the error persists, turn the printer off for 15 minutes and then turn it on.</li> </ul> <p><b>Note</b> Pressing <b>Go</b> and <b>JOB CANCEL</b> shows the fatal secondary error codes.</p>

**Table 31. Fatal error secondary codes**

Control-panel light pattern	Fatal error secondary message	Status log code	Recommended action
	General fatal error (79)		<ul style="list-style-type: none"> <li>● Turn power off and back on.</li> <li>● If the error persists, turn off power. Remove all accessories (for example DIMM, EIO card). Turn on the printer.</li> <li>● Replace the formatter.</li> <li>● Replace the engine controller.</li> <li>● Replace the power supply.</li> </ul>
	Engine communication error (55)	40055	<ul style="list-style-type: none"> <li>● A printer error has occurred. Press <b>Go</b> to clear the error message.</li> <li>● Check the connections to the formatter and the engine controller Assembly.</li> <li>● Replace the formatter.</li> <li>● Replace the engine controller.</li> <li>● Replace the power supply.</li> </ul>
	Scanner error (52)	40052	<ul style="list-style-type: none"> <li>● Press <b>Go</b>. The page containing the error will automatically be reprinted.</li> <li>● Turn the printer off and reseal the laser scanner cables.</li> <li>● Replace the laser scanner.</li> </ul>
	Bad beam detect error (51)	40051	<ul style="list-style-type: none"> <li>● Press <b>Go</b>. The page containing the error will automatically be reprinted.</li> <li>● Turn the printer off and reseal the laser scanner cables.</li> <li>● Replace the laser/scanner.</li> </ul>
	Scan motor error (57)	40057	<ul style="list-style-type: none"> <li>● Turn power off and back on.</li> <li>● If the error persists, turn the printer off, reseal the connection between the laser scanner assembly and the engine controller. Turn the printer on.</li> <li>● Replace the laser/scanner.</li> <li>● Replace the engine controller.</li> </ul>